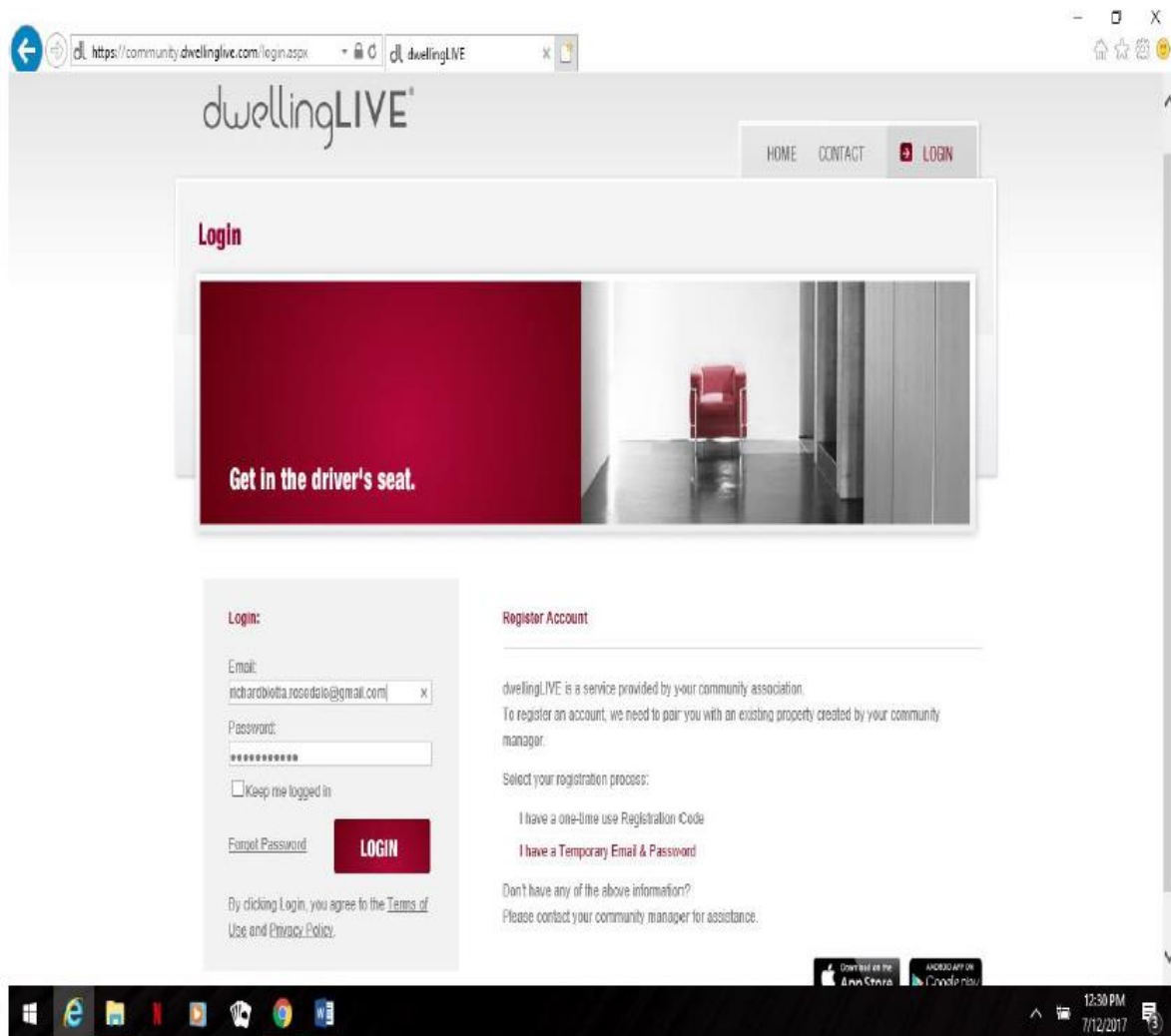


Home Page



1. Go to <https://community.dwellinglive.com/login.aspx>
2. Sign in with your email address and temporary password
3. Change your Password
4. Option to down load the Dwelling Live Application to use on your smart phone device



Log in Page

Welcome Teresa Billingham
Innisbrook

Home My Account Tech Support Log Out

dwellingLIVE®

My Community

Guest List  

[Add Guest](#) [Add Party](#) [Restrict Guest](#) [Guest History](#)





Verbal Confirmation Code
Resident/Owner:

Call Restrictions

Call Priority
1: 3:
2: 4:

[Save Preferences](#)

Guests T Temporary P Permanent PP Party RR Restricted

Last Name	First Name	Company/Party	Start / End Date	Entries	
Carbone	Mike			 0	Edit
Lofthouse	Denis			 0	Edit
Lofthouse	Janis			 0	Edit
Zook	Gary			 0	Edit

Vendors [Add](#)

NORTH GATE
Phone: 727-942-5825
Attendant: Security Officer
[Directions for Guests](#)

SOUTH GATE
Phone: 727-942-5820
Attendant: Security Officer
[Directions for Guests](#)

1. Set Verbal Confirmation Code (this optional and should only be shared with spouse/partner and Security) used to verify your identity when calling gatehouse
2. Set Priority Phone numbers guards will call
3. Add Directions to your home from each Gate House (optional)
4. Add/Edit Guests
5. My Account – edit your account information here
6. Save your preferences

My Account

Welcome Teresa Billingham
Innisbrook



Home My Account Tech Support Log Out

dwellingLIVE®

My Community

My Account: 0 CANTERBURY Unit 2189 Lot Lodge 7

Users L Logged in as Add User

Photo	First	Last	Contact #'s	Email/Login	
	Peter	Billingham	Peter Billingham: (727) 331-1461 Teresa Billingham: (727) 687-0344 Billingham Home: (727) 934-6075	PETEYBILL@AOL.COM	Edit Delete
	Teresa	Billingham		TJHON@aol.com	L Edit

Alternate Address

☐ Check here to receive mail at alternate address

Address

City State Zip

Verbal Confirmation Code

Password/Codeword used to register guests by phone.

Verbal Confirmation Code

1. Change your Property Status to alert the gate when you are in town.
2. Add a user to the profile. The user will have a unique access to the address to add visitors.
3. Add a Pet

Temporary/Permanent Guest Page

The screenshot shows the 'Add Guest' page on the dwellingLIVE website. At the top is a header with the 'dwellingLIVE' logo and a photo of a smiling couple. Below the header is a dark bar with the text 'My Community'. The main heading is 'Add Guest', with a 'Back to Guest List' link on the right. There are five red numbers indicating steps: 1 points to the 'My Community' bar, 2 points to the 'Add Guest' heading, 3 points to the 'Temporary Guest' radio button, 4 points to the 'Select Pass Type' dropdown menu, and 5 points to the 'Notes for Attendant' text area. The form includes fields for 'First Name', 'Last Name', 'Company', 'Email', 'Start Date' (7/5/2017), and 'End Date' (7/5/2017). At the bottom right are buttons for 'Save', 'Save & Send ePass', and 'Cancel'. A footer contains a disclaimer and the 'dwellingLIVE' logo.

dwellingLIVE

My Community

Add Guest [Back to Guest List](#)

☒ Temporary Guest ☐ Permanent Guest ☐ Party Attendee

3
Select Pass Type
Select Type ▼

First Name

Last Name

Company

Email

Notes for Attendant

5

Start Date

End Date

Use of this website constitutes acceptance of dwellingLIVE's [Terms of Use](#) and [Privacy Policy](#).

dwellingLIVE

1. Decide if it's a Temporary, Permanent or Party Guest
2. Add Guest Information
3. Select Pass Type (Housekeeper, Long Term, Vendor)
4. Select Date period of pass
5. Save (Optional: Save & Send an Epass)

ROSEDALE GUEST REGISTRATION

If you need to register a guest, use your PC or smartphone app. Your guest will be registered instantly in your profile. You also may go to the gate with a written request to register your guest.

Please remember that the gate attendant's first responsibility is to keep traffic moving smoothly at the gates. If gate traffic is heavy and an unregistered guest appears, the attendant will not have time to call you to verify your unregistered guest. In that case, your guest will be refused access.

Registering your visitor is easy.

1. You can do it online using your PC through DwellingLIVE at www.community.dwellinglive.com or

2. through an app on your smart phone

iPhone app:

<https://itunes.apple.com/us/app/dwellinglive/id785340080?mt=8>

android app:

https://play.google.com/store/apps/details?id=com.dwellinglive.guest&hl=en_US

You may also call either gatehouse **AFTER 6:00PM** to register guests or vendors for future visits.

SR 70 Gatehouse 941 756-2777 or 44th Ave Gatehouse 941 243-3894